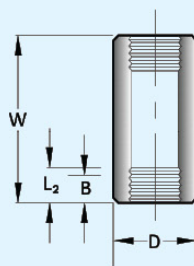
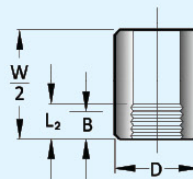


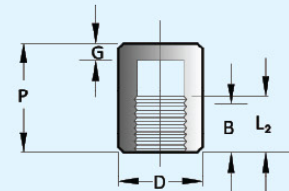
Nominal Pipe Size (mm) (Inch)	Min. Length A	Square Head Plugs			Round Head Plugs		Hex Plugs and Bushings		
		Min. Square Height, B	Min. Width Flats, C	Nominal Head Diameter, E	Min. Length, D	Nominal Width Flats F	Min. Hex Height		
							Bushing G	Plug H	
6	10	6	7	10	35	11	...	6	
8	11	6	10	14	41	16	3	6	
10	13	8	11	18	41	18	4	8	
15	14	10	14	21	44	22	5	8	
20	16	11	16	27	44	27	6	10	
25	19	13	21	33	51	36	6	10	
32	21	14	24	43	51	46	7	14	
40	21	16	28	48	51	50	8	16	
50	22	18	32	60	64	65	9	18	
65	27	19	36	73	70	75	10	19	
80	28	21	41	89	70	90	10	21	
100	32	25	65	114	76	115	13	25	



**COUPLING**



**HALF-COUPLING**



**CAP**

**DIMENSIONS OF THREADED FITTINGS [ANSI B 16.11]**

Nominal Pipe Size (mm) (inch)	End to End Couplings W	End to End Caps P		Outside Diameter D		Min. End Wall Thickness G		Min. Length of thread	
		3000 & 6000	3000	6000	3000	6000	3000	6000	B
6	32	19	...	16	22	4.8	...	6.4	6.7
8	35	25	27	19	25	4.8	6.4	8.1	10.2
10	38	25	27	22	32	4.8	6.4	9.1	10.4
15	48	32	33	28	38	6.4	7.9	10.9	13.6
20	51	37	38	35	44	6.4	7.9	12.7	13.9
25	60	41	43	44	57	9.7	11.2	14.7	17.3
32	67	44	46	57	64	9.7	11.2	17.0	18.0
40	79	44	48	64	76	11.2	12.7	17.8	18.4
50	86	48	51	76	92	12.7	15.7	19.0	19.2
65	92	60	64	92	108	15.7	19.0	23.6	28.9
80	108	65	68	108	127	19.0	22.4	25.9	30.5
100	121	68	75	140	159	22.4	28.4	27.7	33.0